

---

---

**UNITED STATES  
SECURITIES AND EXCHANGE COMMISSION**  
Washington, D.C. 20549

---

**FORM 8-K**

---

**CURRENT REPORT  
Pursuant to Section 13 or 15(d) of the  
Securities Exchange Act of 1934**

Date of Report (Date of earliest event reported): January 3, 2019

---

**Verrica Pharmaceuticals Inc.**

(Exact Name of Registrant as Specified in its Charter)

---

**Delaware**  
(State or Other Jurisdiction  
of Incorporation)

**001-38529**  
(Commission  
File Number)

**46-3137900**  
(IRS Employer  
Identification No.)

**10 North High Street, Suite 200**  
**West Chester, PA**  
(Address of Principal Executive Offices)

**19380**  
(Zip Code)

Registrant's telephone number, including area code: **(484) 453-3300**

---

Check the appropriate box below if the Form 8-K filing is intended to simultaneously satisfy the filing obligation of the registrant under any of the following provisions:

- Written communications pursuant to Rule 425 under the Securities Act (17 CFR 230.425)
- Soliciting material pursuant to Rule 14a-12 under the Exchange Act (17 CFR 240.14a-12)
- Pre-commencement communications pursuant to Rule 14d-2(b) under the Exchange Act (17 CFR 240.14d-2(b))
- Pre-commencement communications pursuant to Rule 13e-4(c) under the Exchange Act (17 CFR 240.13e-4(c))

Indicate by check mark whether the registrant is an emerging growth company as defined in Rule 405 of the Securities Act of 1933 (§230.405 of this chapter) or Rule 12b-2 of the Securities Exchange Act of 1934 (§240.12b-2 of this chapter).

Emerging growth company

If an emerging growth company, indicate by check mark if the registrant has elected not to use the extended transition period for complying with any new or revised financial accounting standards provided pursuant to Section 13(a) of the Exchange Act.

---

---

---

**Item 7.01 Regulation FD Disclosure.**

On January 3, 2019, Verrica Pharmaceuticals Inc. (the “Company”) issued a press release announcing positive topline results from two pivotal Phase 3 clinical trials of VP-102 for the treatment of molluscum contagiosum. The full text of the Company’s press release is furnished as Exhibit 99.1 to this Current Report on Form 8-K.

Management of the Company will also host a conference call at 8:00 AM ET on January 3, 2019 to discuss these results. A copy of the presentation that will accompany the call is furnished as Exhibit 99.2 to this Current Report on Form 8-K.

The information in this Item 7.01 of this Current Report on Form 8-K (including Exhibits 99.1 and 99.2) is being furnished and shall not be deemed “filed” for purposes of Section 18 of the Securities Exchange Act of 1934, as amended (the “Exchange Act”), or otherwise subject to the liabilities of that Section, nor shall it be deemed incorporated by reference in any filing under the Securities Act of 1933, as amended, or the Exchange Act, except as expressly set forth by specific reference in such a filing.

**Item 9.01 Financial Statements and Exhibits.**

(d) Exhibits

<u>Exhibit No.</u>	<u>Description</u>
99.1	<a href="#">Press release, dated January 3, 2019</a>
99.2	<a href="#">Company Presentation</a>

---

**SIGNATURES**

Pursuant to the requirements of the Securities Exchange Act of 1934, the registrant has duly caused this report to be signed on its behalf by the undersigned hereunto duly authorized.

Date: January 3, 2019

**Verrica Pharmaceuticals Inc.**

/s/ Chris Degnan

Chris Degnan  
Chief Financial Officer



## **Verrica Achieves Positive Topline Results from Two Pivotal Phase 3 Clinical Trials of VP-102 in Patients with Molluscum Contagiosum**

*CAMP-1 and CAMP-2 Phase 3 pivotal trials for molluscum contagiosum both achieve statistical significance for the primary endpoint with p-values less than 0.0001*

*No serious adverse events in VP-102 treated subjects*

*Verrica to submit a Section 505(b)(1) New Drug Application (NDA) in 2H 2019*

*No FDA approved treatments are currently available for molluscum contagiosum, a highly contagious, primarily pediatric, common skin disease affecting an estimated 6 million people in the United States*

*Management to host webcast and conference call today at 8 a.m. ET*

**WEST CHESTER, PA – January 3, 2019 (GLOBE NEWSWIRE)** – Verrica Pharmaceuticals Inc. (Verrica) (Nasdaq: VRCA), a pharmaceutical company focused on identifying, developing and commercializing innovative pharmaceutical products for the treatment of skin diseases with significant unmet needs, today announced positive topline results from its Phase 3 CAMP-1 and CAMP-2 pivotal trials with VP-102 for the treatment of molluscum contagiosum (molluscum). Molluscum is a highly contagious skin disease affecting primarily children, with no current FDA approved treatment. Both clinical trials evaluated the safety and efficacy of VP-102, a proprietary drug-device combination containing a novel topical solution of 0.7% cantharidin, compared to placebo. In each trial, VP-102 exhibited a clinically and statistically significant proportion of subjects demonstrating complete clearance of all treatable molluscum lesions versus placebo. VP-102 was well-tolerated in both trials, with no serious adverse events reported in VP-102 treated subjects.

“The topline results from CAMP-1 and CAMP-2 validate our platform and bring us one step closer to our goal of providing patients with the first FDA approved treatment for molluscum contagiosum, a significantly undertreated skin disease affecting an estimated 6 million people in the United States,” commented Ted White, President and Chief Executive Officer of Verrica. “We believe the efficacy and safety profiles of VP-102 observed in these two trials provide a strong foundation for our U.S. NDA which we intend to submit in the second half of this year.”

The Phase 3 program for molluscum consisted of two clinical trials, CAMP-1 (study VP-102-101) and CAMP-2 (study VP-102-102). The two trials, identical in design, were randomized, double-blind, multicenter, placebo-controlled trials of VP-102 for the treatment of molluscum. CAMP-1 was conducted under an FDA Special Protocol Assessment (SPA). The primary objective of the trials was to evaluate the efficacy of dermal application of VP-102 relative to placebo, when treated once every 21 days for up to four applications, by assessing the proportion of subjects achieving complete clearance of all treatable molluscum lesions at Day 84 (Week 12/End of Study visit). Secondary endpoints included the proportion of subjects with complete clearance at study visits on Days 21 (Week 3), 42 (Week 6) and 63 (Week 9).

CAMP-1 and CAMP-2 enrolled 528 subjects in total and were conducted at 31 centers in the United States. The trials evaluated the safety and efficacy of VP-102 compared to placebo in subjects 2 years of age and older with molluscum contagiosum. Complete clearance was evaluated through assessment of lesion number at study visits

---

over 12 weeks. Results from CAMP-1 and CAMP-2 showed 46% and 54% of subjects treated with VP-102, respectively, achieved complete clearance of all treatable molluscum lesions at day 84 versus 18% and 13% of subjects in the placebo groups ( $p < 0.0001$ ). By the end of the trials (Day 84), VP-102 treated subjects had a 69% and 83% mean reduction in the number of molluscum lesions, a pre-specified endpoint, in CAMP-1 and CAMP-2, respectively, compared to 20% and 19% for subjects on placebo.

“Molluscum contagiosum can often have a negative impact on the quality of life of affected children, exacerbated by the skin irritation and inflammation that can result as complications of the disease. The high lesion clearance rate demonstrated at Day 84 for VP-102 compared to placebo in the Phase 3 trials is clinically significant and could potentially position VP-102 to become the standard of care for treating molluscum,” stated Lawrence Eichenfield, M.D., Chief of Pediatric and Adolescent Dermatology at Rady Children’s Hospital-San Diego and lead investigator for the VP-102 Phase 3 molluscum program.

#### Additional CAMP-1 Results

- The proportion of subjects achieving complete clearance at Week 9 (Day 63), a secondary endpoint, was 32% of subjects compared to 17% of placebo treated subjects ( $p = 0.007$ ).
- The proportion of subjects achieving complete clearance at Week 6 (Day 42), a secondary endpoint, was 21% of subjects compared to 9% of placebo treated subjects ( $p = 0.015$ ).
- The proportion of subjects achieving complete clearance at Week 3 (Day 21), a secondary endpoint, was 11% of subjects compared to 4% of placebo treated subjects ( $p = 0.030$ ). VP-102 demonstrated superiority over placebo with only one application of study drug.
- In this trial, 160 subjects were randomized to receive VP-102 and 106 subjects were randomized to receive placebo. Of the subjects enrolled in the trial, 150 (94%) patients who received VP-102 completed the study, compared to 100 (94%) placebo treated subjects.

#### Additional CAMP-2 Results

- The proportion of subjects achieving complete clearance at Week 9 (Day 63), a secondary endpoint, was 28% of subjects compared to 5% of placebo treated subjects ( $p < 0.0001$ ).
- The proportion of subjects achieving complete clearance at Week 6 (Day 42), a secondary endpoint, was 13% of subjects compared to 4% of placebo treated subjects ( $p = 0.010$ ).
- The proportion of subjects achieving complete clearance at Week 3 (Day 21), a secondary endpoint, was 5% of subjects compared to 2% of placebo treated subjects ( $p = 0.138$ ).
- In this trial, 150 subjects were randomized to receive VP-102 and 112 subjects were randomized to receive placebo. Of the subjects enrolled in the trial, 139 (93%) subjects who received VP-102 completed the study, compared to 108 (96%) placebo treated subjects.

Consistent with the results from the Phase 2 clinical trials, VP-102 was also well-tolerated in the Phase 3 trials, with side effects that were primarily mild to moderate. The most frequently reported adverse events were application site reactions that are well-known, reversible side effects related to the mechanism of action of cantharidin, a blistering agent, which is the active ingredient in VP-102. There were no treatment-related serious adverse events reported in CAMP-1 or CAMP-2.

The most frequently reported adverse events in the CAMP-1 trial ( $>10\%$  in either group) were application site vesicles (81% and 25% for VP-102 and placebo, respectively), application site pain (59% and 14%), application site pruritus (55% and 30%), application site erythema (33% and 18%), application site scab (31% and 17%), application site discoloration (25% and 8%) and application site dryness (13% and 5%). Five subjects (3%) in the VP-102 group and no placebo subjects discontinued due to an adverse event.

The most frequently reported adverse events in the CAMP-2 trial ( $>10\%$  in either group) were application site vesicles (94% and 30% for VP-102 and placebo, respectively), application site scab (57% and 20%), application site pain (55% and 14%), application site erythema (47% and 25%), application site pruritus (43% and 33%), application site discoloration (31% and 8%) and application site dryness (26% and 18%). One subject each in the VP-102 and placebo groups ( $<1\%$  each) discontinued due to an adverse event.

---

Verrica plans to submit this data for presentation at future medical meetings and for publication in a peer-reviewed medical journal.

#### **Verrica Conference call**

Management will conduct a conference call at 8 a.m. ET today to discuss the results. The conference call will be webcast and can be accessed by logging on to the “Investors” section of the Verrica website, [www.verrica.com](http://www.verrica.com), prior to the event.

The webcast will also be available via the following link: <https://edge.media-server.com/m6/p/jka6gazi>. A replay of the webcast will be archived on the Company’s website for 30 days following the call.

To participate on the live call, please dial (866) 688-9534 (domestic) or (409) 216-0837 (international), and reference conference ID 6174215 prior to the start of the call.

#### **About VP-102**

Verrica is currently advancing its lead product VP-102, a proprietary topical drug device combination therapy containing a novel topical solution of 0.7% cantharidin, for the treatment of molluscum and verruca vulgaris (common warts). Verrica is also currently evaluating and prioritizing other potential indications for VP-102 and the company’s proprietary topical solutions of cantharidin.

#### **About Molluscum Contagiosum**

Molluscum contagiosum, or molluscum, is a highly contagious, primarily pediatric, common skin disease affecting an estimated 6 million people in the United States caused by a pox virus that produces multiple raised flesh-colored papules, or skin lesions. Molluscum typically presents with 10 to 30 lesions and can present with over 100 lesions. If left untreated, molluscum lesions persist for an average of 13 months with some cases remaining unresolved for more than two years. There are currently no FDA approved drugs for molluscum.

#### **About Verrica Pharmaceuticals Inc.**

Verrica is a pharmaceutical company focused on identifying, developing and commercializing innovative pharmaceutical products for the treatment of skin diseases with significant unmet needs. Verrica is headquartered in West Chester, PA. For more information, please visit [www.verrica.com](http://www.verrica.com).

#### **Cautionary Note Regarding Forward-Looking Statements**

Any statements contained in this press release that do not describe historical facts may constitute forward-looking statements as that term is defined in the Private Securities Litigation Reform Act of 1995. These statements may be identified by words such as “believe”, “expect”, “may”, “plan”, “potential”, “will”, and similar expressions, and are based on Verrica’s current beliefs and expectations. These forward-looking statements include expectations regarding the timing of the planned submission of a new drug application for VP-102, the potential regulatory approval of VP-102 and the development of VP-102 indications in addition to molluscum. These statements involve risks and uncertainties that could cause actual results to differ materially from those reflected in such statements. Risks and uncertainties that may cause actual results to differ materially include uncertainties inherent in the drug development process and the regulatory approval process, Verrica’s reliance on third parties over which it may not always have full control, and other risks and uncertainties that are described in Verrica’s Quarterly Report on Form 10-Q for the quarter ended September 30, 2018 and Verrica’s other periodic reports filed with the U.S. Securities and Exchange Commission. Any forward-looking statements speak only as of the date of this press release and are based on information available to Verrica as of the date of this release, and Verrica assumes no obligation to, and does not intend to, update any forward-looking statements, whether as a result of new information, future events or otherwise.

---

**Contacts****Chris Degnan**

Chief Financial Officer  
484.453.3300 ext. 103  
info@verrica.com

**Patti Bank**

Managing Director  
Westwicke Partners  
415.513.1284  
patti.bank@westwicke.com

For Media:

**Mike Beyer**

Sam Brown Inc. Healthcare Communications  
312.961.2502  
mikebeyer@sambrown.com



**Topline Results from  
Phase 3 Clinical Trials of  
VP-102 in Patients with  
Molluscum Contagiosum**

January 3, 2019

Copyright © 2019 Verrica Pharmaceuticals. All rights reserved.





---

# DISCLAIMER

Certain information contained in this presentation and statements made orally during this presentation relates to or is based on studies, publications, surveys and other data obtained from third-party sources and Verrica's own internal estimates and research. While Verrica believes these third-party sources to be reliable as of the date of this presentation, it has not independently verified, and makes no representation as to the adequacy, fairness, accuracy or completeness of, any information obtained from third-party sources. While Verrica believes its internal research is reliable, such research has not been verified by any independent source.

This presentation contains forward-looking statements. Forward-looking statements are neither historical facts nor assurances of future performance. Instead, they are based on our current beliefs, expectations and assumptions regarding the future of our business, future plans and strategies, our clinical results and other future conditions. All statements other than statements of historical facts contained in this presentation, including statements regarding future results of operations and financial position, business strategy, current and prospective product candidates, planned clinical trials and preclinical activities, product approvals, degree of market acceptance of approved products, research and development costs, current and prospective collaborations, timing and likelihood of success, plans and objectives of management for future operations, and future results of anticipated product candidates, are forward-looking statements. The words "may," "will," "should," "expect," "plan," "anticipate," "could," "intend," "target," "project," "estimate," "believe," "predict," "potential" or "continue" or the negative of these terms or other similar expressions are intended to identify forward-looking statements, although not all forward-looking statements contain these identifying words.

The forward-looking statements in this presentation represent our views as of the date of this presentation. Although we believe the expectations reflected in such forward-looking statements are reasonable, we can give no assurance that such expectations will prove to be correct. Accordingly, readers are cautioned not to place undue reliance on these forward-looking statements. Except as required by applicable law, we do not plan to publicly update or revise any forward-looking statements contained herein, whether as a result of any new information, future events, changed circumstances or otherwise. No representations or warranties (expressed or implied) are made about the accuracy of any such forward-looking statements. The forward-looking statements in this presentation involve risks and uncertainties that could cause actual results to differ materially from those reflected in such statements. Risks and uncertainties that may cause actual results to differ materially include uncertainties inherent in the drug development process and the regulatory approval process, our reliance on third parties over which we may not always have full control, and other risks and uncertainties that are described in our Quarterly Report on Form 10-Q for the quarter ended September 30, 2018, filed with the U.S. Securities and Exchange Commission (SEC) on November 7, 2018, and our other periodic reports filed with the SEC. New risk factors and uncertainties may emerge from time to time, and it is not possible to predict all risk factors and uncertainties. There can be no assurance that the opportunity will meet your investment objectives, that you will receive a return of all or part of such investment. Investment results may vary significantly over any given time period. The appropriateness of a particular investment or strategy will depend on an investor's individual circumstances and objectives. We recommend that investors independently evaluate specific investments and strategies.

# MOLLUSCUM BACKGROUND

## OVERVIEW

Caused by a pox virus

Primarily infects children, with the highest incidence occurring in children <14 years old

Highly contagious

If untreated, lesions persist an average of 13 months, with some cases remaining unresolved for 2+ years

Often leads to anxiety and social challenges for the patients and parents and negatively impacts quality of life

Copyright © 2019 Verrica Pharmaceuticals. All rights reserved.

## ETIOLOGY AND CLINICAL PRESENTATION

- Transmission**
- Skin to skin contact
  - Sharing of contaminated objects (e.g., clothing, towels, swimming pool toys)

- Diagnosis & Symptoms**
- Typically 10 to 30 lesions
  - 100+ lesions can be observed
  - Lesions may be the only sign of infection and are often painless
  - Can be diagnosed with skin biopsy to differentiate from other lesions



- Complications**
- Skin irritation, inflammation, and re-infection
  - Follicular or papillary conjunctivitis if lesions on eyelids
  - Cellulitis

# SIGNIFICANT CLINICAL PROGRESS OF VP-102 FOR THE TREATMENT OF MOLLUSCUM

	TRIAL AND STATUS	FORMULATION / APPLICATION METHOD	TRIAL DESIGN	TRIAL OBJECTIVES
PHASE 3	<b>Pivotal Trial CAMP-1</b> Complete	VP-102	<ul style="list-style-type: none"> <li>N=266</li> <li>Conducted under SPA</li> <li>Randomized, double blind, multi-center, placebo controlled</li> </ul>	<ul style="list-style-type: none"> <li>To evaluate the efficacy of dermal application of VP-102 relative to placebo for complete clearance at day 84</li> <li>To assess the safety and tolerability of VP-102</li> </ul>
	<b>Pivotal Trial CAMP-2</b> Complete	VP-102	<ul style="list-style-type: none"> <li>N=262</li> <li>Randomized, double blind, multi-center, placebo controlled</li> </ul>	<ul style="list-style-type: none"> <li>To evaluate the efficacy of dermal application of VP-102 relative to placebo for complete clearance at day 84</li> <li>To assess the safety and tolerability of VP-102</li> </ul>
PHASE 2	<b>Innovate Trial</b> Complete	VP-102	<ul style="list-style-type: none"> <li>Open-label, single-center</li> <li>N=33</li> </ul>	<ul style="list-style-type: none"> <li>To determine possible systemic exposure from a single 24-hour application of VP-102</li> <li>To confirm safety and efficacy with applicator</li> </ul>
	<b>Pilot Trial</b> Complete	Our proprietary formula of cantharidin used in VP-102, applied with the wooden stick part of a cotton-tipped swab	<ul style="list-style-type: none"> <li>Open-label, single-center</li> <li>N=30</li> </ul>	<ul style="list-style-type: none"> <li>To evaluate safety and efficacy and determine optimal treatment duration</li> </ul>

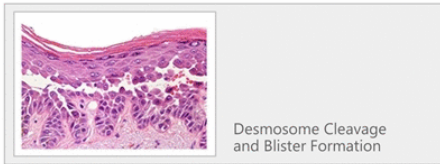
# CANTHARIDIN HAS A PROVEN DUAL MECHANISM OF ACTION

## 1 Targeted Destruction of Infected Skin Leads to Lesion Clearance

Once applied, cantharidin activates neutral serine proteases that cause degeneration of the desmosomal plaque, leading to detachment of tonofilaments from desmosomes.<sup>(1)</sup>

This leads to intraepidermal blistering and nonspecific lysis of the skin, causing the tissues containing the virus to separate from the surrounding skin.

Since acantholysis is intraepidermal, healing occurs without scarring.



## 2 Elicits Inflammation & Immune Response with Potential to Boost Viral Immune Response

Leukocyte infiltration includes neutrophils, macrophages, B and T cells and eosinophils

Release of chemokines and cytokines including TNF- $\alpha$ , IL-8 and CXCL-5

Cantharidin is used in the laboratory as a model for studying leukocyte trafficking and cytokine production.<sup>(2)</sup>



(1) J Invest Dermatol. 1962 Jul;39:39-45.  
(2) J Immunol Methods. 2001 Nov 1;257(1-2):213-20.2

# WE HAVE SUCCESSFULLY COMPLETED TWO PIVOTAL PHASE 3 TRIALS (CAMP-1 & CAMP-2) IN MOLLUSCUM



## Trial Design

Two identically designed, randomized, double-blinded, multicenter, placebo controlled trials

CAMP-1 conducted under FDA Special Protocol Assessment (SPA)

12-week study period



## Endpoints

**Primary:**  
Percent of subjects with complete clearance of molluscum at Day 84

**Secondary:**  
Percent of subjects with complete clearance at week 3, 6, and 9  
Safety & tolerability



## Population

Subjects 2+ years of age with MC lesions who have not received any type of treatment within the past 14 days  
Enrollment complete with 266 subjects for CAMP-1 and 262 subjects for CAMP-2



## Application

Study drug (VP-102 or placebo) is administered topically to all treatable lesions every 21 days until clearance or a maximum of 4 applications

VP-102 or placebo will be left on for 24 hours before removal with soap and warm water

## DEMOGRAPHICS

	CAMP-1		CAMP-2	
	VP-102 (N=160)	Placebo (N=106)	VP-102 (N=150)	Placebo (N=112)
<b>Randomized</b>	160	106	150	112
<b>Completed</b>	150 (94%)	100 (94%)	139 (93%)	108 (96%)
<b>Age (years)</b>				
Mean	7.5	6.3	7.4	7.3
Median	6.0	5.0	6.0	6.0
Min, Max	2, 41	2, 40	2, 60	2, 54
<b>Gender</b>				
Female	85 (53%)	61 (58%)	69 (46%)	46 (41%)
Male	75 (47%)	45 (42%)	81 (54%)	66 (59%)

# MOLLUSCUM HISTORY

## CAMP-1

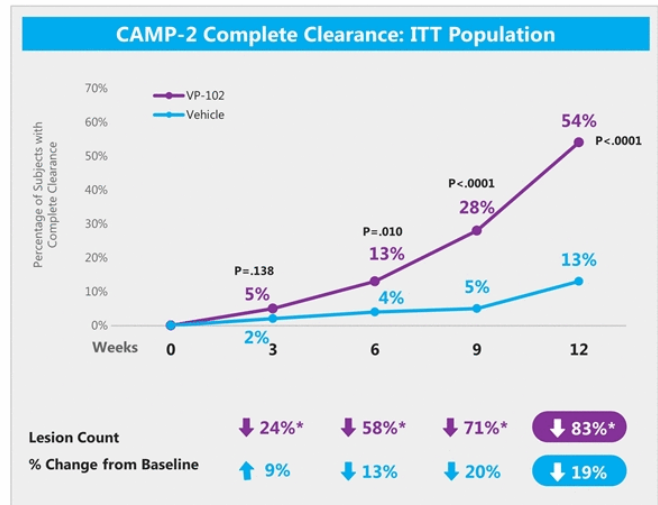
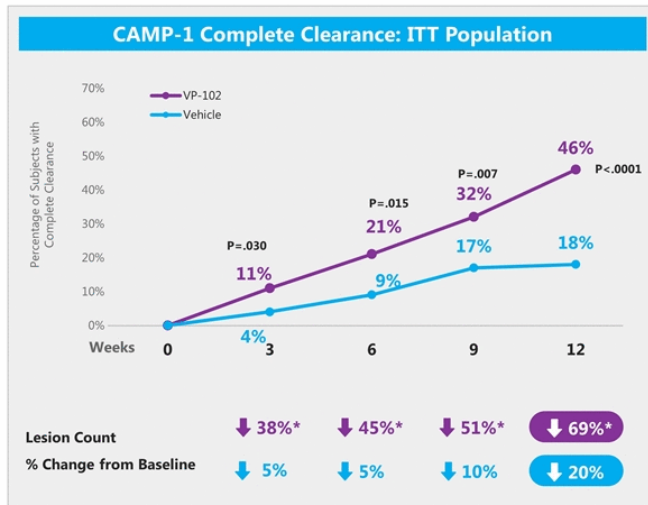
	VP-102 (N=160)	Placebo (N=106)
<b>Time Since Clinical Diagnosis (days)</b>		
Mean	127	129
Median	25	32
Min, Max	1, 1247	1, 1302
<b>Age at Diagnosis</b>		
Mean	7.1	6.1
<b>Any Previous Treatment for Molluscum?</b>		
Yes	44 (28%)	32 (30%)
<b>Active Atopic Dermatitis</b>		
Yes	12 (8%)	13 (12%)
<b>Baseline Lesion Count</b>		
Mean	22	25
Min, Max	1, 107	1, 110

Copyright © 2019 Verrica Pharmaceuticals. All rights reserved.

## CAMP-2

	VP-102 (N=150)	Placebo (N=112)
<b>Time Since Clinical Diagnosis (days)</b>		
Mean	118	124
Median	28	31
Min, Max	1, 977	1, 957
<b>Age at Diagnosis</b>		
Mean	7.1	7.0
<b>Any Previous Treatment for Molluscum?</b>		
Yes	48 (32%)	42 (38%)
<b>Active Atopic Dermatitis</b>		
Yes	11 (7%)	7 (6%)
<b>Baseline Lesion Count</b>		
Mean	19	20
Min, Max	1, 184	1, 86

# PHASE 3 STUDIES IN MOLLUSCUM DEMONSTRATE STATISTICALLY SIGNIFICANT EFFICACY ON PRIMARY ENDPOINT OF COMPLETE CLEARANCE



\* Lesion count p<0.05 (pre-specified exploratory endpoint)



## SAFETY SUMMARY

### CAMP-1

Subjects with at least one...	VP-102 (N=160) n (%)	Placebo (N=106) n (%)
<b>TEAE (Treatment Emergent AE)</b>	130 (82)	61 (58)
<b>Mild TEAE</b>	128 (81)	51 (48)
<b>Moderate TEAE</b>	89 (56)	35 (33)
<b>Severe TEAE</b>	16 (10)	1 (1)
<b>TEAE related to drug</b>	129 (81)	45 (43)
<b>Serious TEAE</b>	0 (0)	1 (1)
<b>TEAE leading to discontinuation</b>	5 (3)	0 (0)
<b>Local Skin Reaction TEAE</b>	129 (81)	45 (43)

AE= Adverse Event

Copyright © 2019 Verrica Pharmaceuticals. All rights reserved.

### CAMP-2

Subjects with at least one...	VP-102 (N=150) n (%)	Placebo (N=112) n (%)
<b>TEAE (Treatment Emergent AE)</b>	143 (95)	74 (66)
<b>Mild TEAE</b>	141 (94)	74 (66)
<b>Moderate TEAE</b>	60 (40)	18 (16)
<b>Severe TEAE</b>	4 (3)	0 (0)
<b>TEAE related to drug</b>	143 (95)	67 (60)
<b>Serious TEAE</b>	0 (0)	0 (0)
<b>TEAE leading to discontinuation</b>	1 (1)	1 (1)
<b>Local Skin Reaction TEAE</b>	143 (95)	67 (60)

10

 VERRICA  
PHARMACEUTICALS

## CAMP-1 ADVERSE EVENTS (1)

PREFERRED TERM NAME	VP-102 (N=159) n (%)			Placebo (N=106) n (%)		
	MILD	MOD	SEV	MILD	MOD	SEV
Application site vesicles	60 (37.7)	61 (38.4)	8 (5.0)	22 (20.8)	4 (3.8)	0 (0.0)
Application site pruritus	71 (44.7)	16 (10.1)	0 (0.0)	28 (26.4)	4 (3.8)	0 (0.0)
Application site pain	42 (26.4)	45 (28.3)	6 (3.8)	13 (12.3)	2 (1.9)	0 (0.0)
Application site erythema	25 (15.7)	27 (17.0)	0 (0.0)	14 (13.2)	5 (4.7)	0 (0.0)
Application site scab	35 (22.0)	14 (8.8)	0 (0.0)	17 (16.0)	1 (0.9)	0 (0.0)
Application site discoloration	36 (22.6)	4 (2.5)	0 (0.0)	8 (7.5)	0 (0.0)	0 (0.0)
Application site dryness	20 (12.6)	1 (0.6)	0 (0.0)	5 (4.7)	0 (0.0)	0 (0.0)

(1) AEs occurring in >10% of subjects in any arm

Copyright © 2019 Verrica Pharmaceuticals. All rights reserved.

## CAMP-2 ADVERSE EVENTS (1)

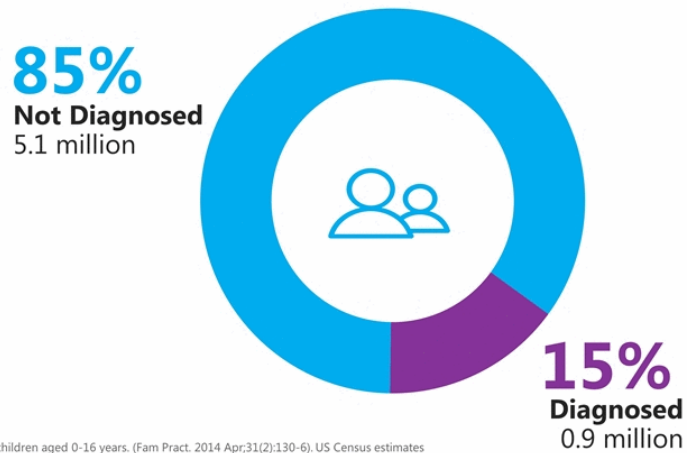
PREFERRED TERM NAME	VP-102 (N=150) n (%)			Placebo (N=112) n (%)		
	MILD	MOD	SEV	MILD	MOD	SEV
Application site vesicles	108 (72.0)	30 (20.0)	3 (2.0)	34 (30.4)	0 (0.0)	0 (0.0)
Application site scab	74 (49.3)	11 (7.3)	0 (0.0)	20 (17.9)	2 (1.8)	0 (0.0)
Application site pruritus	60 (40.0)	5 (3.3)	0 (0.0)	29 (25.9)	8 (7.1)	0 (0.0)
Application site pain	69 (46.0)	14 (9.3)	0 (0.0)	16 (14.3)	0 (0.0)	0 (0.0)
Application site erythema	41 (27.3)	28 (18.7)	1 (0.7)	22 (19.6)	6 (5.4)	0 (0.0)
Application site dryness	35 (23.3)	4 (2.7)	0 (0.0)	19 (17.0)	1 (0.9)	0 (0.0)
Application site discoloration	39 (26.0)	7 (4.7)	0 (0.0)	9 (8.0)	0 (0.0)	0 (0.0)

(1) AEs occurring in >10% of subjects in any arm

Copyright © 2019 Verrica Pharmaceuticals. All rights reserved.

## REALIZING THE MOLLUSCUM OPPORTUNITY

US Prevalence of ~6 million in molluscum<sup>(1)</sup> with ~1 million diagnosed annually<sup>(2)</sup>












(1) Prevalence in the US of 5.1% to 11.5% in children aged 0-16 years. (Fam Pract. 2014 Apr;31(2):130-6). US Census estimates ~69.4MM children aged 0 to 16 years in 2016.

(2) IQVIA projected dataset for 12 months ending October 2017

Copyright © 2019 Verrica Pharmaceuticals. All rights reserved.

## SIGNIFICANT RECENT AND EXPECTED CLINICAL MILESTONES

DATE	EVENT
 <b>1Q 2018</b>	Received go ahead from FDA to initiate two Phase 3 trials, including SPA on pivotal trial
 <b>1Q 2018</b>	Initiated Phase 3 trials for molluscum and Phase 2 trial for common warts
 <b>3Q 2018</b>	Completed enrollment in two pivotal Phase 3 trials in molluscum
 <b>1Q 2019</b>	Positive topline results from two pivotal Phase 3 trials in molluscum
 <b>1H 2019</b>	Initiate Phase 2 trial in genital warts
 <b>2Q 2019</b>	Topline results from Phase 2 trial in common warts
 <b>2H 2019</b>	VP-102 NDA submission in molluscum
 <b>2H 2019</b>	VP-103 IND submission in plantar warts
 <b>2H 2019</b>	Initiate pivotal trials in common warts

---

## SUMMARY & PATH FORWARD

- VP-102 exhibited a clinically and statistically significant proportion of subjects demonstrating complete clearance of all treatable molluscum lesions versus placebo in both Phase 3 pivotal trials with p-values less than 0.0001
- VP-102 was well-tolerated in both trials, with no serious adverse events reported in VP-102 treated subjects
- No FDA approved treatments are currently available for molluscum contagiosum, a highly contagious, primarily pediatric, common skin disease affecting an estimate 6 million people in the United States
- Verrica to submit a Section 505(b)(1) New Drug Application in 2H 2019 and potentially positioning VP-102 to become the standard of care for the treatment of molluscum